


# Second IVIG dose for Guillain Barré syndrome



Dr. Vương Chinh Quyên  
Neurology department  
Children Hospital 2




# Content

1. Standard treatment for GBS
2. Second IVIG dose
3. Clinical case



# 1. Standard treatment for GBS



# GBS



Guillain-Barré Syndrome (GBS) is a term used to describe acute autoimmune peripheral neuropathy with specific characteristic of ascending symmetrical flaccid paralysis of limbs accompanied with hyporeflexia or areflexia. Many

*Nguồn: Nazgol Motamed-Gorji (2016) Biological drugs in Guillain-Barré Syndrome: an update, Current Neuropharmacology*

# Types, Levin, 2004




Currently recognized forms of GB Syndrome	
<b>AIDP</b>	
<b>Atypical forms of AIDP</b>	<b>Asymmetric</b>
	<b>Pure motor</b>
	<b>Prominent sensory loss</b>
<b>Regional presentations of AIDP</b>	<b>Preserved reflexes</b>
	<b>Pharyngo-cervico-brachial</b>
	<b>Paraparetic</b>
<b>Facial diplegia with paresthesia</b>	
<b>Pure sensory form</b>	
<b>Pure autonomic form</b>	
<b>Miller Fischer syndrome</b>	
<b>Axonal forms</b>	<b>AMAN</b>
	<b>AMSAN</b>

Levin KH. The Neurologist 2004;10: 61–74)

# Outcome

- IVIG = PE (Class I, Level A)
- 10% TRF – GBS
- 5% CIDP





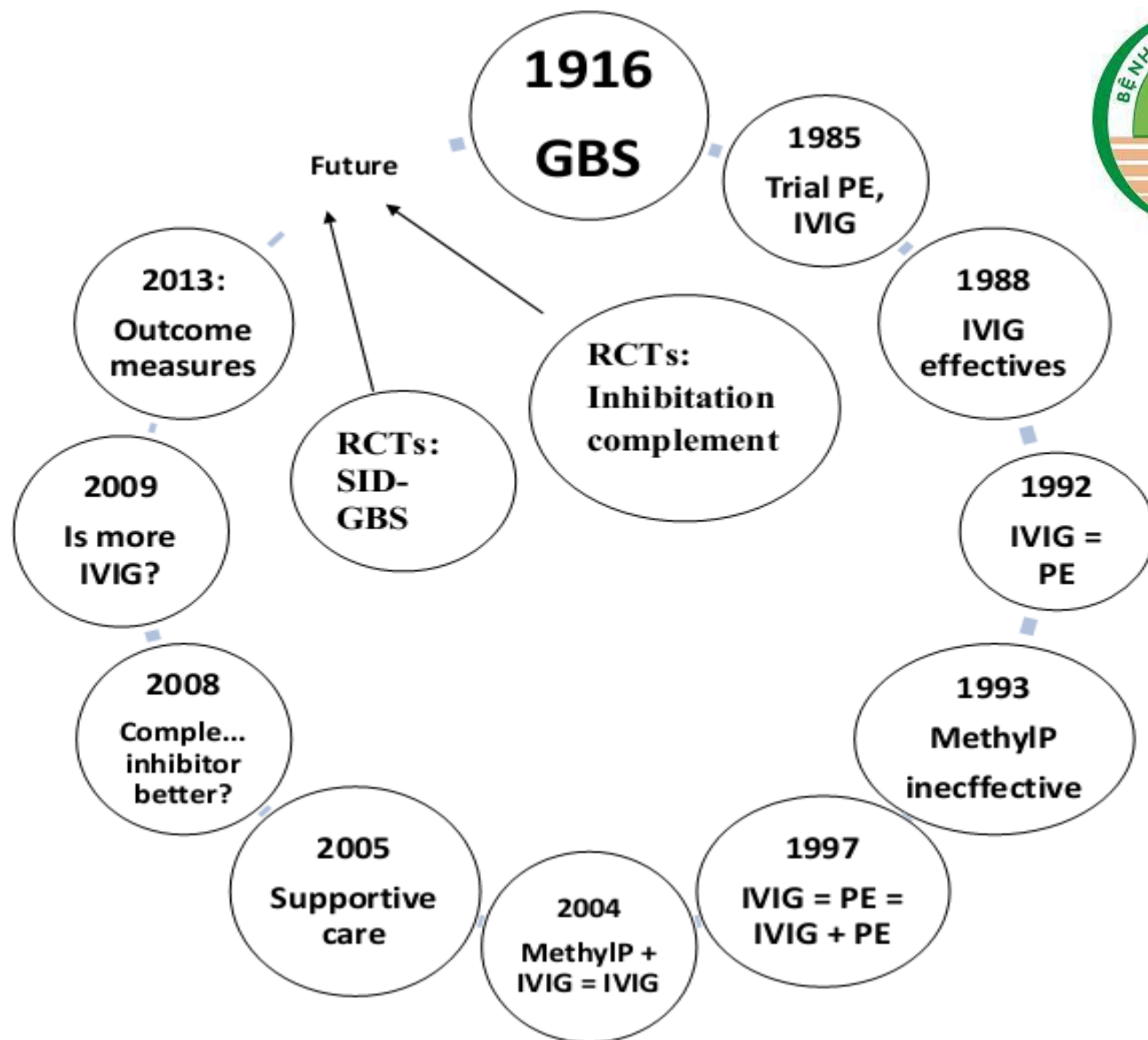
# TRF- GBS:

Kleyweg RP, van der Meché FG. Treatment related fluctuations in Guillain-Barré syndrome after high-dose immunoglobulins or plasma-exchange. *Journal of Neurology, Neurosurgery & Psychiatry*, 1991

As TRFs were described in GBS patients treated with steroids it seemed plausible that these fluctuations would also occur after treatment with IVIg. This paper showed that these TRFs were not treatment specific [8]. A TRF was defined as


1. Improvement in functional score (GBS disability scale) of  $\geq 1$  grade or improvement  $>5$  points on the MRC sum score within 4 weeks, followed by a decrease in the MRC  $>5$  points or a worsening of  $\geq 1$  grade in functional score or:
2. Stabilization of the clinical course for more than 1 week followed by a worsening in MRC sum score of  $>5$  points or at least 1 grade in functional score.

*Nguồn: Krista Kuitwaard (2016), The Spectrum of GBS and CIDP, GBS 100.*






## 2. Second IVIG dose



# A Further course of IVIG



Patients that either fail to improve or exhibit a deterioration are often given a further course of IvIg although trials have yet to justify such an approach. The combination of IvIg with either steroids or plasma exchange seems to confer little benefit [64].

*Nguồn: Winer J.B (2014), An Update in Guillain-Barré Syndrome, Hindawi Publishing Corporation Autoimmune Diseases, Volume 2014*

# Second IVIG dose

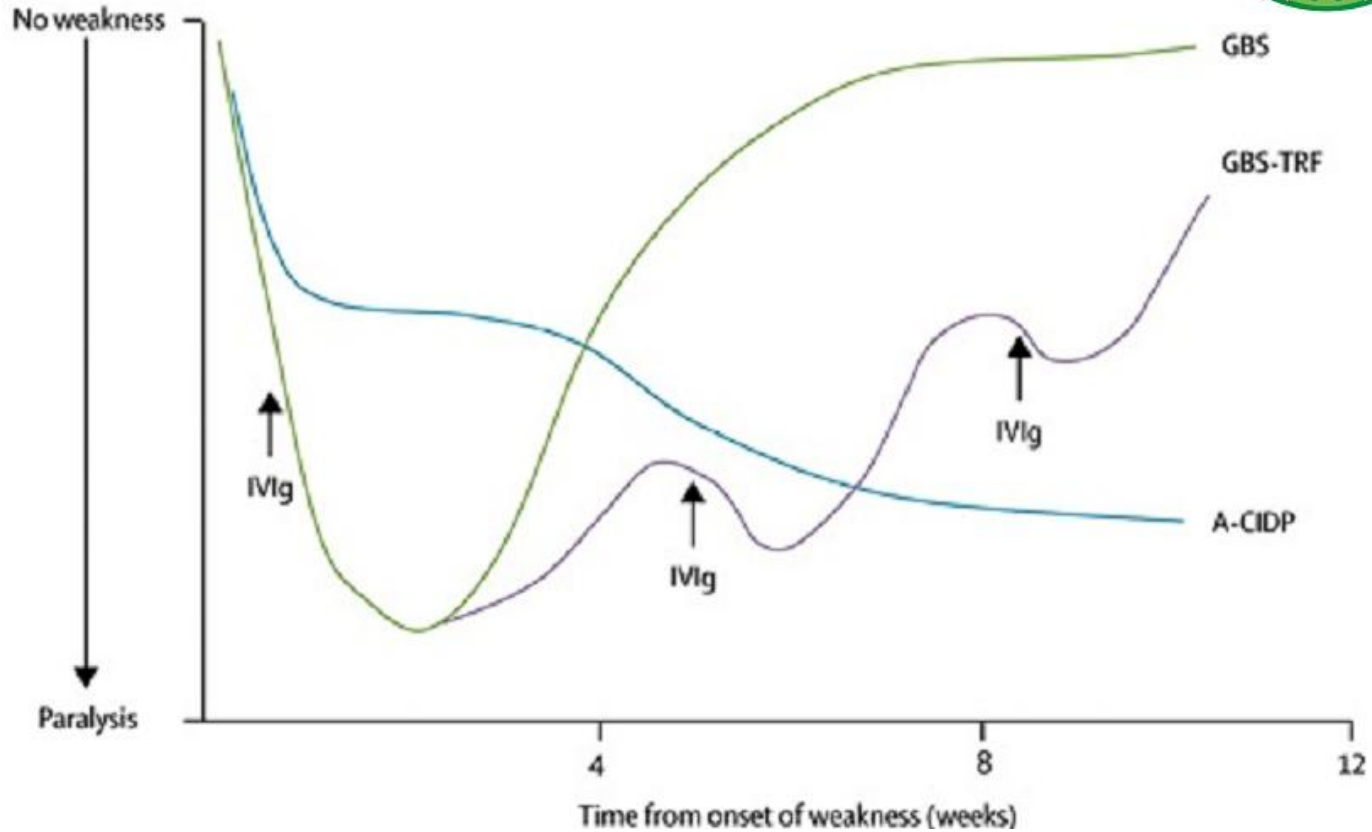



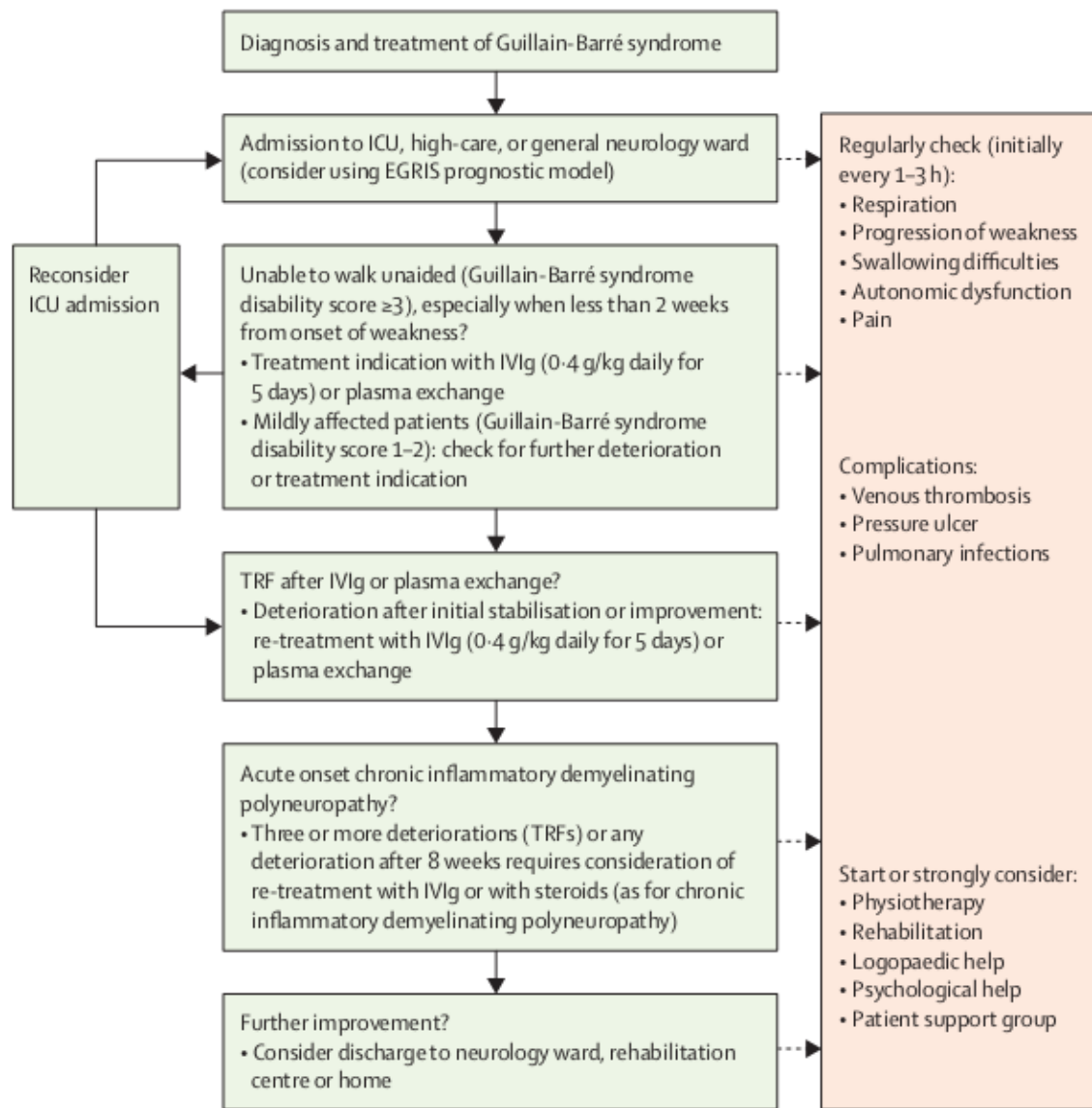
## SID-GBS Trial

A placebo-controlled RCT compares the effects of a second course of IVIg given shortly after the first course in GBS patients with early projected poor outcome (defined as an mEGOS score of 6–12 at 1 week) and was launched by the Inflammatory Neuropathy Consortium in 2009 and is ongoing.

*Nguồn: Angelika F. Hahn (2016) Intravenous Immunoglobulin (IVIg) for Guillain-Barré Syndrome: The Journey and Current Practice, GBS 100*


# IVIg Trial





*Nguồn:  
Hugh J  
Willison,  
Bart C  
Jacobs,  
Pieter A van  
Doorn  
(2016)  
Guillain-  
Barré  
syndrome,  
Lancet; 388:  
717–27*

# 3. Clinical case




# History

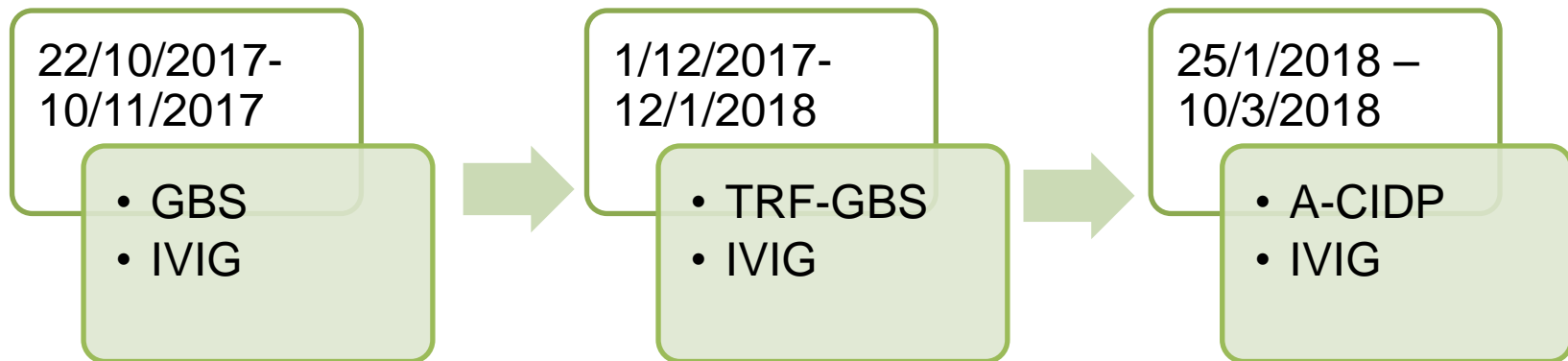


- BÙI TRẦN ĐÔNG N.
- Female
- BOD: 26/5/2014.
- Address: Bà Rịa - Vũng Tàu
- Hospitalized: (20/10/2017): weakness

# Bệnh sử và diễn tiến:




## ❖ GBS





# Take home message



# For GBS



1

- First IVIG

2

- SID for TRF-GBS


3

- Look for A-CIDP

<https://www.gbs-cidp.org>



Thank for your  
attention



Guillain  
Barre'  
Syndrome